











***TRACTOR
SPARE PARTS
SHIBAURA
PAGES 129-131***

***TRACTOR
SPARE PARTS***

***ISUZU
PAGE 131***

SPARE PARTS SHIBAURA











| | Code | Description |
|--|----------------|---|
| | TI-95-01-323 | Cylinder Head Gasket SD1500(40) |
| | TI-95-01-304 | Cylinder Head Gasket SD1800(40) |
| | TI-95-01-307 | Cylinder Head Gasket SD2200 |
| | TI-95-S753-2 | Cylinder Head Gasket P17 |
| | TI-95-J843-2 | Cylinder Head Gasket P19,21,23, D258 |
| | TI-95-LEM853-2 | Cylinder Head Gasket SD2640 |
| | TI-95-J774-2 | Cylinder Head Gasket J774 D32 |
| | \$"-523-201-61 | Piston, SD1540 80mm |
| | TI-95-02-007 | Piston, +0,50 SD1800 (40) |
| | \$"-523-201-62 | Piston, SD2200 85mm |
| | TI-523-201-63 | Piston, SD2640 85mm |
| | TI-523-201-42 | Piston, SP1740 (S753) 75mm pin 21mm compr.25mm |
| | TI-J774-13 | Piston, 77mm D32, 77mm |
| | TI-523-201-43 | Piston, P19F=P21F(J843) 84mm |
| | TI-523-201-46 | Piston, D258F (N843) 84mm |
| | TI-626-100-56 | Piston ring set SD1540 80mm 3Kx2.5x2.5x4 |
| | TI-626-100-57 | Piston ring set SD2200 85 3x2.75x2.75x4 |
| | TI-626-100-58 | Piston ring set SD2640 85mm 2.5kx2x2x4 |
| | TI-626-100-48 | Piston ring set SP1740 (S753) 75mm 2x1.5x4 |
| | TI-626-100-49 | Piston ring set P19-21F (J843) 84mm 2x1.5x4 |




| | Code | Description |
|---|-----------------|---------------------------------------|
|  | TI-95-J843-16 | Cylinder Liner P19,21,23 D258 |
| | TI-95-02-215 | Cylinder Liner SD1540 |
| | TI-95-LET852-16 | Cylinder Liner SD2200 |
|  | TI-95-06-279 | Front Crankshaft Oil Seal SD 40-58-9 |
| | TI-95-06-350 | Rear Crankshaft Oil Seal SD 50-72-12R |
|  | TI-NT844-17 | Inlet Valve @\$844 \$W |
| | \$"-@\$844-18 | Outlet Valve @\$844 \$W |
|  | TI-95-04-007 | Injector's Nozzle SD1800(40) |
|  | TI-95-06-104 | Timing Cover Gasket SD1500(40) |
|  | TI-95-06-105 | Timing Cover Gasket SD1800(40) |
|  | TI-95-S753-5 | Timing Cover Gasket P15-17 |
|  | TI-95-N870-5 | Timing Cover Gasket P19-P21 |
|  | TI-95-07-001 | Meter Cable SD2200 |
|  | TI-615-205 | Hydraulic Pump all models |

| | Code | Description |
|---|----------------|---|
|  | TI-95-05-108 | Oil Filter SD2200, SD3000 |
|  | TI-95-08-403 | Air Filter SD1800(40) SD2200 |
|  | TI-95-05-505 | Fuel Filter Small SD |
|  | TI-95-05-504 | Fuel Filter Glass Bowl Small SD |
|  | §"-95-06-010 | Valve stem seal SD 8x13x13 |
| | §"-95-J744--41 | Valve stem seal D32 J774 |
|  | §"-95-06-708 | Water Pump Seal SD1600 |
|  | §"-95-02-405 | Water Pump Bearing SD1500(40) 13E35E18 |
| | TI-523-105-01 | SD1800(40) 12-30-16 |
| | TI-BWF-40-17 | Water Pump Bearing 13x40x18 |
|  | TI-SIMIS-40 | Water Pump New Holland, Volvo Penta, Perkins |
| | | |
|  | TI-95-09-164 | Radiator Cap |
| | TI-95-04-007 | Injector's nozzle SD1800(40) |
|  | TI-95-11-814 | Starter Key Start set 6 legs SD |
|  | TI-95-12-950 | Voltage regulator SD |
|  | TI-95-04-111 | Glow Plug SD2200 |
|  | TI-95-04-114 | Glow plug SD3000A |

SPARE PARTS ISUZU

C220, C221, C223, C240 3KC1, 3/4LB1

| | Code | Description |
|---|-------------|---------------------------------------|
|  | TI-C223-2 | Cylinder Head Gasket C223 (1979) \$W |
| | TI-C223-4 | Full Set Gaskets C223 (1979) |
| | TI-C223T-2 | Cylinder Head Gasket C223 (1984) \$W |
|  | TI-C240-2 | Cylinder Head Gasket C240 TW |
| | \$"-C240-4 | Full Set Gaskets C240 |
|  | Ti-3KC1-2 | Cylinder Head Gasket 3KC1 |
| | TI-3KC1-3 | Top Gasket Set + Head Gasket 3KC1 |
| | TI-3KC1-4 | Full Set Gaskets 3KC1 |
|  | \$"-4LB1-2 | Cylinder Head Gasket 4LB1/4LC1 |
| | TI-4LB1-4 | Full Set Gaskets 4LB1 |
|  | \$"-D201-2 | ` NQG F. JK. MT D201 |
|  | \$"-C221-13 | Piston C221 STD TW 83mm |
| | TI-3KC1-13 | Piston STD TW 74mm |
| | TI-4LB1-13 | Piston STD TW 77.4mm |
|  | TI-C223-13 | Piston C223 88mm STD TW |
|  | TI-D201-13 | Piston D201 |
|  | TI-C221-11 | Piston Ring Set C221 83mm (4 cyl set) |
| | TI-3KC1-11 | Piston Ring Set 3KC1 74mm 2x1.5x3.5 |
| | \$"-4LB1-11 | Piston Ring Set 4LB1 77.4 2x1.5x3.5 |
| | TI-C223-11 | Piston Ring Set C223 (4 cyl set) |
|  | TI-C221-16 | Cylinder Liner C221 |
| | TI-C223-16 | Cylinder Liner C223 |

| | Code | Description |
|--|-------------|--|
|  | TI-C223-20 | Set Con Rod Bearing STD C223 |
| | TI-3KC1-20 | Set Con Rod Bearing STD 3KC1 |
| | TI-3KC1-21 | Set Con Rod Bearing 010 3KC1 |
| | TI-3LB1-20 | Set Con Rod Bearing STD 3LB1 |
| | TI-3LB1-21 | Set Con Rod Bearing 010 3LB1 |
| | TI-4LB1-20 | Set Con Rod Bearing STD 4LB1 43x46x16.5 |
| | TI-4LB1-21 | Set Con Rod Bearing 010 4LB1 43x46x16.5 |
| | TI-C240-20 | Set Con Rod Bearing STD C240 |
| | TI-3LB1-20 | Set Con Rod Bearing STD 3LB1 |
| | TI-3LB1-21 | Set Con Rod Bearing 010 3LB1 |
| | TI-4JB1-20 | Set Con Rod Bearing STD 4JB1 |
|  | TI-C223-25 | Set Main Bearing STD C223 |
| | TI-3KC1-25 | Set Main Bearing STD 3KC1 |
| | TI-3KC1-26 | Set Main Bearing 010 3KC1 |
| | TI-4LB1-25 | Set Main Bearing STD 4LB1 56x60x16.50 |
| | TI-4LB1-25 | Set Main Bearing 010 4LB1 56x60x16.50 |
| | TI-C240-25 | Set Main Bearing STD C240 |
|  | TI-C220-17 | Inlet Valve C220 \$W |
| | \$"-C220-18 | Outlet Valve C220 \$W |
| | TI-3LC1-17 | Inlet Valve 32.6x7x95.8 |
| | TI-3LC1-18 | Outlet Valve 28.9x7x95.6 |
| | TI-3KC1-17 | Inlet Valve 31x7x100.5 |
| | TI-3KC1-18 | Outlet Valve 26.7x7x100.5 |
| | TI-3LD1-17 | Inlet Valve 37x7x95.8 |
| | TI-3LD1-18 | Outlet Valve 31.7x7x95.6 |